

## AI PoE SWITCH



### KEY FEATURE:


- 1、Using CAT.5 network patch cords support power for the wireless AP/CPE and IP camera/PTZ
- 2、Networking standard: IEEE802.3af/at/bt
- 3、FE ports can support 250 meters long distance transmission automatically.
- 4、PoE Watchdog AI Function: Detection front-end PoE cameras and PD, Automatic detection, Automatic restart
- 5、Upload port automatic flip (Auto MDI / MDIX)
- 6、6KV lightning protection, 8KV surge protection, anti-reverse connection, over-current protection, over-voltage protection, over-temperature protection, Short circuit protection
- 7、The Max output power of the port is 60W, which is convenient for hi-power equipment
- 8、Zero configuration feature power supply is automatically supplied to the adaptive equipment

### WATCHDOG

Auto-detect and restart IP camera timely if the camera is halted.



### 6KV LIGHTNING 8KV ESD



Reaching 6KV lightning and 8KV Static electricity protection, the PoE ports own the capacity to keep the PoE Switch from lightning strikes and other electrical surges, offering reliable performance even in some harsh environments.

### SUPPLY 60W HIGH POWER

60W high-power port to meet the needs of more and more high-power powered devices



### Adaptive 250m Transmission

When  $130\text{m} \leq L \leq 250\text{m}$ , the PoE switch will auto-adapt And set 10Mbps transmission.

When  $L < 130\text{m}$  the PoE switch will auto-adapt And set 100Mbps transmission

### EASY TO USE

The plug and play with no configuration makes the maintaining as easy as ABC. With the indicator lights of PWR and Link/Act, users can easily get the working status of the connected devices. All those will have no doubt to simply the use

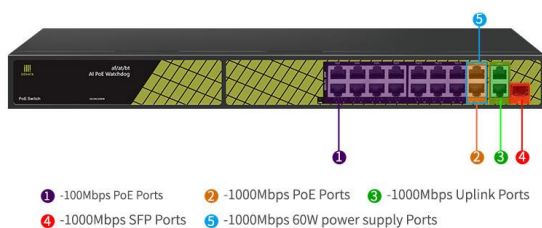


## SPECIFICATIONS:

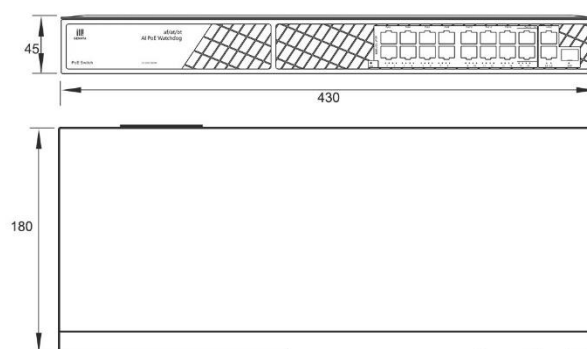
Model	GNT- P4813V6-N
Ports	14X10/100/100Mbps PoE ports (RJ45) 2X10/100/1000Mbps PoE ports (RJ45) 2X10/1000Mbps uplink port (RJ45) 1X10/1000Mbps SFP
Transmission Rate	2000Mbps Full Duplex; 10 or 100 or 1000Mbps Half Duplex
Transmission Distance	100Mbps /10Mbps Adaptive MAX 250m, 1000Mbps MAX 100m
Performance Specification	Bandwidth: 12.80Gbps Network Latency (10 to 1000Mbps): $\leq 16\mu s$ (use the 64byte package size) MAC address table: 8K The Frame Filter & Transmission Rate: 14800pps the most for 10M port, 148800pps the most for 100M port, 1488000pps the most for 1000M port
Networking Standard	IEEE 802.3i 10BASE-T IEEE 802.3u 100BASE-TX/ IEEE 802.3ab 1000BASE-T IEEE 802.3xFlowControl IEEE 802.3af/at/bt Power over Ethernet
Power Support	Power input: AC 110~220V Total $\leq 300W$ PoE Watchdog: Port 1~16 Power output: PoE1~14Port:1/2(+52V),3/6(GND) $\leq 30W$ PoE 15~16 Port:1245(+53V),3678(GND) compatible1/2(+52V),3/6(GND) $\leq 60W$
Protection Level	Lightning Protection:6KV, Per: IEC61000-4-5 ESD Protection:8KV, Per: IEC61000-4-2
Physical Specifications	Size(L*W*H): 430mm*180mm*45mm
Working Environment	Operating Temperature: -30℃ ~60℃ ( -22°~140°F) Storage Temperature: -40℃ ~70℃ ( -104°~158°F) Operating Humidity: 10%~90% non-condensing Storage Humidity: 5%~90% non-condensing
Electromagnetic Compatibility	CE mark FCCPart15, Class B VCCI ClassBEN55022 (CISPR 22) C-Tick
Warranty	Whole machine: 1 year
Package Content	Installation Manual



## Port Description



## Structure Diagrams



Units:mm

## Product Installation



## Typical Applications

